
RoadLED 48 Tricolor

1. Technical Parameter:

Voltage input : AC230V,working Voltage: DC 48V

Driving current : 350mA ; 700mA

Power: 90W,200W

Master/Slave control, Units can be linked control

Standard DMX512 controled、 DMX adress code can be chosen

IP address code capacity expansion,DMX512 address code enlarge function,can enlarge 63line DMX512 address

White balance set function

Mixing color up to 16.77 million colors

Four kinds of strobe functions, the speed can be set

Seven color lambency mixing function, color and speed can be set

15 inner self edited program, it can devise many different effects,it not only can be controlled individually, but also can units linked controlled.15 inner regular program , it can be controlled open/close individually

2.Operation manual

d 1 to **d5 11** DMX address code setting;

.CH 6 to **.CH 3** press “ENTER” to choose. When using connect with the DMX controller. **.CH6** means control in 6 Channels, **.CH3** means controlled by 6 DMX-Channels.

AUF 0 inner solidified work program , press “ENTER” , via **AF.00** to **AF.F0** to open ,
AF.0F to **AF.FF** to close , 0-F 15 inner programs,press“UP”to choose 15
programs , press“DOWN” to choose open/close ;

Ed 1F. edited work program , press“ENTER”,via **Pr.00** to **Pr.F0** to open ,
Pr.0F to **Pr.FF** to close , 0-F 15 inner programs,press“UP”to choose 15
programs , press“DOWN” to chose open/close ;

press“ENTER” , **r. 0** to **r.255** red dimming,press“UP”and“DOWN”to choose value

press“ENTER” , **g 0** to **g255** green dimming , press“UP”and“DOWN” to chose value

press“ENTER” , **b 0** to **b255** bule dimming , press“UP”and“DOWN” to chose value

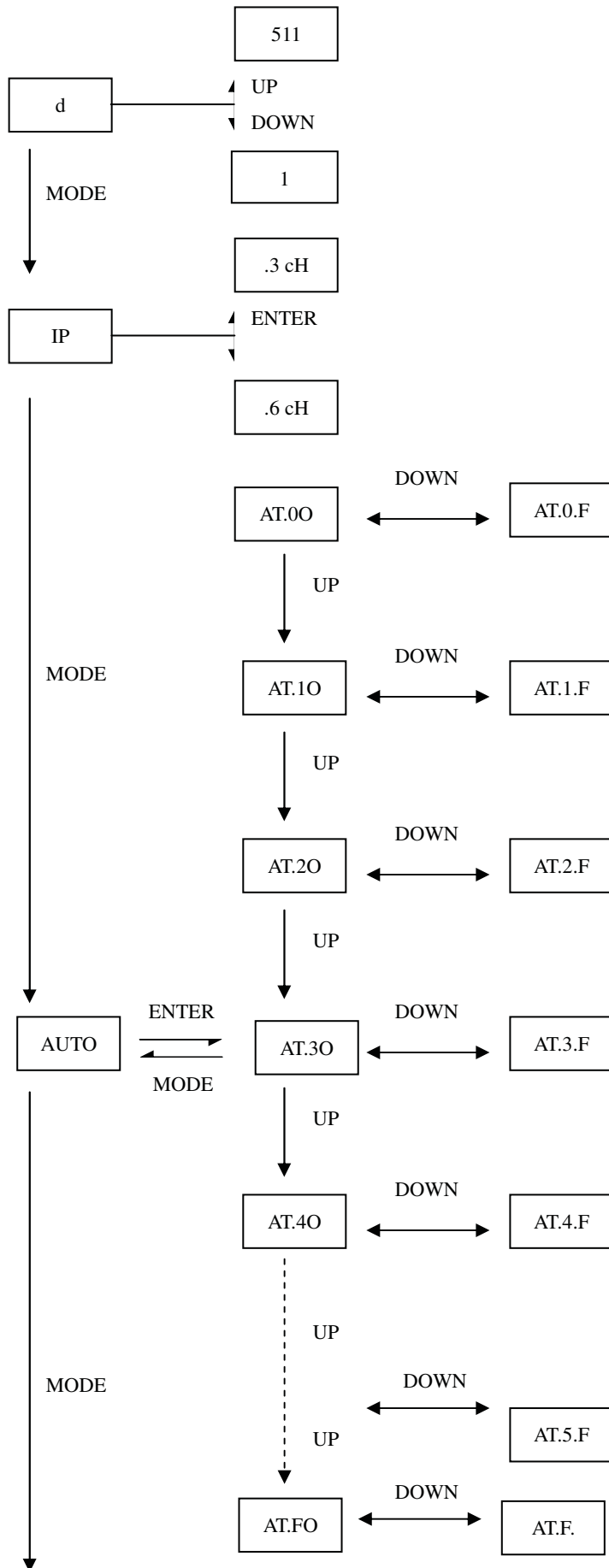
press“ENTER” , **F. 0** to **F.255** chose strobe function , press“UP”and“DOWN” to chose

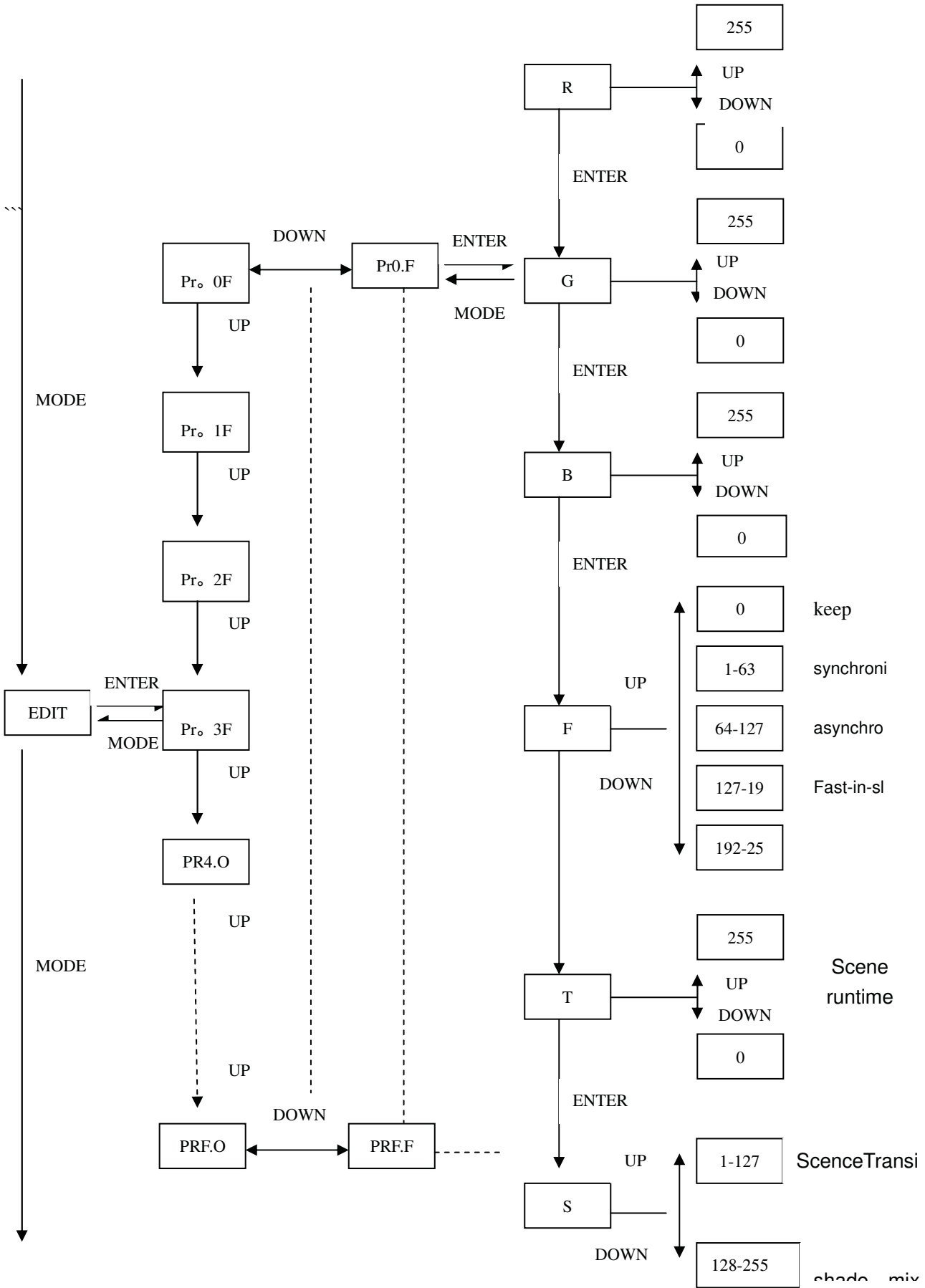
value ,“0”close strobe ,“1”-“63”synchronization strobe ,“64”-“127”rolling strobe ,“128”-“191”fast strobe
to slow out of strobe,“192”-“255”slow strobe to fast out of strobe.Totally four kinds of the strobe
functions,via the value to control the strobe time

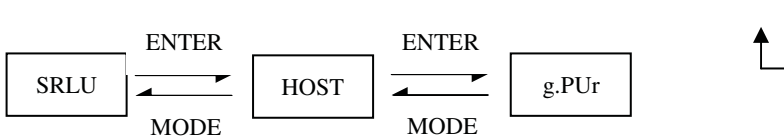
press“ENTER” , **r. 0** to **r.255** choose runtime , press“UP”and“DOWN”to chose value , “0”all

along running this program , “1”-“255”runtime , unit for second

3. Operate menu flow chart







SRLU

Slave menu

HOST

Master menu

g.PUr

Master+flowing+chase menu

EDIT

User-defined、edit menu

AUOT

Inner edit effect menu

AT.00

The third digit is 0-F 15 inner effect programs ; the fourth digit is O or F , open or close

Pr. 2F

The third digit is 0-F 15 ↑ User-defined edit effect programs ; the fourth digit is O or F , open or close

Seven color lambency changing menu set (EDIT) :

R : 1


G : 155

B : 155

F : 0

T : 1-255 runtime setting

S : 128-255 seven color lambency changing transition time setting



MODE

UP

DOWN

ENTE

4.DMX channels:

3 Channel DMX

channels	function	Function control
CH1	RED	0 : close 1-255 dimming
CH2	GREEN	0 : close 1-255 dimming
CH3	BLUE	0 : close 1-255 dimming

6 CH

channels	function	Function control
CH1	RED	0 : close 1-255 dimming
CH2	GREEN	0 : close 1-255 dimming
CH3	BLUE	0 : close 1-255 dimming
CH4	dimming	0 : close 1-255 dimming
CH5	strobe	0 : close 1-255 strobe
CH6	Color changing	0 : close 1-127 : slow changing 128-255 : speed changing